

002208



	/
	14-15

<http://www.sse.com.cn>





.....	6
.....	6
.....	7
.....	7
.....	7
.....	8
.....	11
.....	12
.....	13
.....	14
.....	15
.....	24
.....	24
.....	24
.....	26
.....	27
.....	27
.....	29
.....	30



100%

/

60

11.51 /

10

10.00

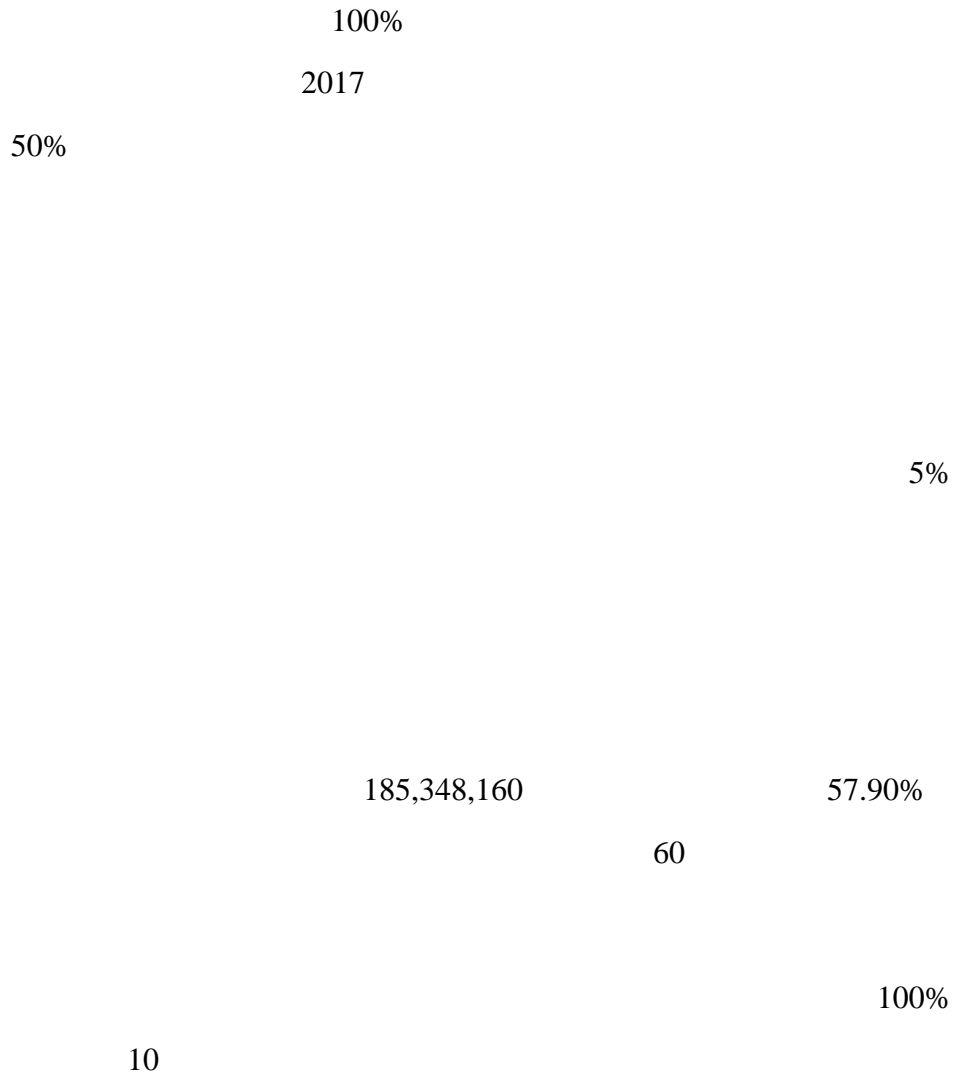
100%

20%

20

90%

6





A

1.00

1

2

90%

20

60

120

20

60

120



1

2

/

36

6

20


6

6

9



2





10

12

D

/

12



100%

+ +

2017	2017	1,156,800.17
13,276.56		275,191.93



	320,100,000	
185,348,160		57.90%

1

2019 3 22

2

3

4

1

/

2

3

4

5

6

1			1 / /
			2 /
			3 / /
			4

2			1 2 3 4
3			1 2
4			1 2

1			1 / / 2 / 3 /

			/
			4
2			1 2 3 4 5) (
3			1 2 3

()
1

4

2

			() 1 2 3 () 1 2 3 () 1 2 3 () 1 2 3
5			1 2 3

			4
6			1 2
7			1 2 3

1			1 / / 2 / 3 / / 4
2			1 2) (

			3
			4
			5
3			1
			2
			3

4

			3 4 ()
7			1 2 3 4
8			1 2
9			()



1 / /

2 /

1

3 /

/

4



26

24

15

36

6

20

6

6

12

/

25

www.szse.cn

2019 3 22

/

www.sse.com.cn



1





20

1

20

	21			1			%
	2019	2	1	2019	3	8	
	002208.SZ		9.77		14.26		45.96%
	399101.SZ		7,581.18		9,323.30		22.98%
Wind	882011.WI		3,228.79		3,636.05		12.61%
					22.98%		
					33.34%		

20

20%

[2007]128

2

3

2019 3 22

[2007]128

4

2019 3 22